



Do The Math

Complete as many tasks as possible to win the biggest prize

TIME

10-20 minutes



TEAM STAGE

Storming, Norming, Performing


MATERIALS

Index cards, writing utensils, poster paper, markers

SUMMARY

In this activity, groups attempt to complete as many tasks as possible in a set amount of time. The more tasks they complete, the better!

SET UP





- Prepare a poster with a list of tasks and a point value for each task. For example:
 - Walk the dog (3)
 - Climb Mount Everest (35)
 - Plant a vegetable garden (27)
 - Wash your car (14)
 - Cook dinner (22)
-  **Facilitator Note:** There should be more tasks available than can be completed by all of the cards in the group so that participants have to think and make decisions about which ones to complete.
- Create three index cards for each participant. Each card will have a random number between 1 and 15 written on it.
- Incorporate prizes if an incentive is needed or desired. Prizes should be something that can be increased incrementally, such as *one extra credit point for each task completed* or *one day of free snacks in class for each three tasks completed*.

INSTRUCTIONS

- Tell participants that their goal is to complete as many tasks from the list as they can in ten minutes. Let them know the prize they are playing for and how the prize will increase the more tasks they complete.
- Explain that everyone will be given three index cards with a point value on each one. In order to “complete a task” participants must put together index cards that add up to the exact point value of the task they want to complete. Once a task is completed it is checked off of the list and the cards used to complete the task are surrendered. Those cards cannot be used again and that task cannot be completed again.
- Distribute the index cards to the participants.
- Give the group ten minutes to complete as many tasks as they can.
- At the end of the ten minutes, count how many tasks were completed and let the group know what prize they have earned.



VARIATIONS


-  **High Risk:** To facilitate a higher risk version of this activity, tell participants that in order to be eligible for the prize they must have at least one index card remaining at the end of the ten minutes. Participants may choose to sacrifice their last card in order to let the group complete more tasks, but by doing so they will miss out on the prize.
-  **Small Group:** To facilitate this activity for a small group, give each participant more than three cards and vary the point values of each of their cards.
-  **Large Group:** To facilitate this activity for a large group, create more tasks or let the group complete tasks more than one time.
-  **Online:** To facilitate this activity virtually, create a shared document that contains two tables.

- The first table will have three columns and contain the tasks. In the first column, list all the tasks. In the second column, list the point value of each task. Leave the third column blank for participants to add in their names after they complete each task.
- The second table will have two columns and be for the participants. The first column will list each participant's name and the second column will show the number on each of that participant's "index cards".
- When the group decides on a task to complete and how to complete it, have them write the names of the participants who are contributing cards and the numbers on the cards in the third column of the tasks table next to the appropriate task. Then, have them delete the number that was used from the second column of the participants table.

Tasks			Participants	
Task	Points	Cards	Name	Cards
Do a puzzle	14	Lindsay (5), Caroline (6), Kim (3)	Kim	3, 12, 1
Walk the dog	8		Jayne	11, 6, 9
Climb mount everest	39		Caelan	3, 15, 2
Plant a vegetable garden	28		Kylie	13, 2, 8
Wash your car	22		Caroline	7, 11, 6
Cook dinner	27		Lindsay	5, 13, 5
Go on a jog	19		Kristen	8, 14, 4
Read a book	13		Kait	4, 10, 7
			Dustine	9, 3, 7
			Reychel	4, 1, 12

DEBRIEF QUESTIONS

- What:
 - How did you decide which tasks to complete and which cards to use on each task?
 - Was there any disagreement surrounding any of the decisions made? How was it resolved?
- So What:
 - Why can it sometimes be difficult to make decisions that impact a whole group?
 - What is the value of involving the whole group in collective decision making?
- Now What:
 - What can you do when disagreements arise?
 - How can you make decisions that everyone in this group will be comfortable with?

 **Facilitator Note:** These questions can be used to guide your debrief, however, pick the questions that best match your group's experience and add or change questions as needed.