



Perfect Polygon

Group members will attempt to make shapes using rope, with their eyes closed

TIME

10-20 minutes



MATERIALS

20-foot rope

TEAM STAGE

Storming, Norming

SUMMARY

This activity tests the communication and problem solving skills of the group as they try to make different shapes using only rope.

SET UP


- Tie the ends of a rope together and lay it on the ground in a circle. Have the group stand around it.


INSTRUCTIONS


- Tell participants to pick up the rope and hold it with both hands.
- Ask participants to close their eyes.
 - **Facilitator Note:** Make sure there is enough open space for participants to move around with their eyes closed, and watch to make sure nobody trips or bumps into anything.
- From this point forward, participants may not let go of the rope or open their eyes.
- Then, tell participants that they need to form a perfect square.
- Participants must reach consensus that they all believe they have formed a perfect square before the activity is over.
- Once participants have reached agreement, they will signal this by putting their rope down and letting go of it. Then, they may open their eyes and look at what they created.

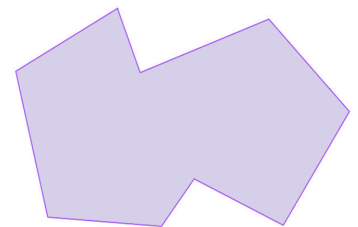
VARIATIONS

- After groups have tried making a square, challenge them get create other shapes: a five-point star, circle, rectangle, pentagon, etc.
- If groups are struggling, consider having a few group members open their eyes. Decide if these participants are allowed to talk or not. Add or remove the ability to talk for the participants with their eyes open as desired.

 **Large Groups:** To facilitate this activity for a large group, break participants into smaller groups of 10 to 12 participants each and give each group their own rope to use.

 **Online:** To facilitate this activity virtually, create a shared document to use. If using a platform like Google, use the Line Tool to create a complex shape with at least 10 anchor points that participants can manipulate.

 Have participants form a perfect triangle by clicking on and moving these points. They must create this triangle using only eight total moves (or challenge groups to accomplish this task in as few moves as possible) and everyone must reach consensus before a point is moved. For an added challenge, additional restrictions can be added such as requiring each participant to move at least one point. [\[click here for video\]](#)





DEBRIEF QUESTIONS

- What:
 - What strategies did you use to try to achieve the objective of this activity?
 - How did you decide what moves you should make?
- So What:
 - What is easy or challenging about getting a group to make decisions together?
 - What are the effects or consequences of not including everyone in the decision making process?
- Now What:
 - How can you make sure that everyone in the group is included in the decisions you make?
 - What practices do you want to change or implement as a group to be more inclusive of all your group members?

■ **Facilitator Note:** These questions can be used to guide your debrief, however, pick the questions that best match your group's experience and add or change questions as needed.