



Team Count

Get a group to cooperate by counting together without speaking at the same time

TIME

10-20 minutes



MATERIALS

None

TEAM STAGE

Storming, Norming, Performing

SUMMARY

The task is for a small group to count to a designated number, collectively, without any two people saying a number at the same time and with no verbal planning. The group will need to cooperate and focus in order to be successful.

SET UP

- Have the group stand in a circle together.
- The group will count to the same number as there are people in the group so that everyone is responsible for one number. For example, *if there are ten people in a group they will count to ten, if there are 23 people then have them count to 23, etc.*
 - **Facilitator Note:** The timing of this activity will depend heavily on the size of the group. Groups of 10-15 people will likely take 10-20 minutes, but larger groups can take 20-30 minutes or longer to complete the activity.


INSTRUCTIONS


- Explain that no talking or planning is allowed in the activity. The only words that may be said are numbers.
- The objective is for the group to count (to the number determined above) collectively without any two people saying a number at the same time. For example, *one person starts by shouting, "one", then another person shouts, "two", and so on.*
- Each number must be called out clearly by one person, and no one else may talk when a number is called.
- If two or more people speak simultaneously, the entire group starts back at zero. For example, *if two people call out "five" at the same time, the group restarts.*
- If someone says a number out of order, the entire group starts back at zero. For example, *if someone says "six" and the next person says "eight", the group restarts. Or, if someone says "six" and the next person also says "six", the group restarts.*
- Every member of the group must say a number, no one may be left out, and no one can go twice.
- The group cannot go in any order or pattern. For example, *they can't just go around the circle, the same people can't start by saying "one" each time, etc.*
 - **Facilitator Note:** It may take a while, but group members will work out creative solutions together!



VARIATIONS


- If the group is successful quickly and needs more of a challenge, double the number that the group must count to and have them try again.
- If there is time, have the group complete the task again but have them turn their backs to the inside of the circle or close their eyes to make the activity more difficult.

 **Large Group:** To facilitate this activity for a large group, split participants up into two smaller groups to start and then bring them together to try with more people for a second round.

 **Online:** To facilitate this activity virtually, remind participants that the only words they can say are numbers. If a greater challenge is needed, add a rule that participants may not use the chat feature or participant reactions, or have everyone turn off their camera to complete the activity. [[click here for video](#)]

DEBRIEF QUESTIONS

- What:
 - What were you responsible for as an individual in this activity? What were you responsible for as a group in this activity?
 - Do you feel like you were successful or unsuccessful in this activity? Why?
- So What:
 - What other situations have we encountered where we were accountable or unaccountable to our goals?
 - Why are individual and group accountability important?
- Now What:
 - What is challenging for us as a group when it comes to accountability?
 - What agreements can we make to improve accountability and follow through for our group moving forward?

 **Facilitator Note:** These questions can be used to guide your debrief, however, pick the questions that best match your group's experience and add or change questions as needed.